

National ASA
YOUNG JUDGES
& PARADERS
CHAMPIONSHIPS

AGRICULTURAL SHOWS AUSTRALIA
HANDBOOK

NATIONAL ASA BEEF CATTLE JUDGING CHAMPIONSHIP
HANDBOOK

Version 1st May 2024



AGRICULTURAL SHOWS
AUSTRALIA

JUDGING INSTRUCTIONS

THE JUDGING CARDS FOR THIS NATIONAL ASA CHAMPIONSHIP SHOULD BE ON GREEN COLOURED PAPER.

Contents

RULES AND REGULATIONS	3
REGULATIONS FOR RUNNING THE NATIONAL CHAMPIONSHIP	4
EXHIBIT PRESENTATION.....	5
USE OF JUDGING CARDS	5
NATIONAL CHAMPIONSHIP TIMING.....	6
COMPETITION CARDS	7
COMPETITORS VISUAL PLACING CARD	7
REASON CARD FOR COMPETITOR'S NOTES	8
CHAMPIONSHIP JUDGE ORAL ASSESSMENT CARD	9
MASTER CARD – CHAMPIONSHIP JUDGE’S FINAL PLACINGS CARD	10
STEWARD’S CARD – EXHIBIT PLACING FOR ORAL SECTION	11
ORAL TIMING CARD –	12
RESOURCES	13
ORAL SECTION GUIDELINES.....	13
JUDGING POINTS DIAGRAMS.....	14
NOTES FOR CHAMPIONSHIP JUDGE	17
EQUIPMENT AND ATTIRE GUIDELINES	18
MASTER SCORE SHEET	19
NATIONAL ASA CHAMPIONSHIP AWARDS SHEET	20

The National Agricultural Shows Australia (ASA) Beef Cattle Young Judges Championship (National Championship) through competition provides education and experience for future judges for Agricultural Shows and industry alike.

RULES AND REGULATIONS

1. To be eligible to compete in the National Beef Cattle Championship each Competitor must have lived, worked or attended school within a State/ Territory they represent in the previous three (3) months and can only represent one State/ Territory at a National Championship in any given Calendar year.
2. Competitors must be fifteen (15) and under twenty-five (25) years of age on first (1st) May in the year of the Competitor's Nation / State/ Territory Final. Competitors under the age of eighteen (18) must be accompanied by a chaperone.
3. Each year one (1) Competitor is to represent each State/ Territory and one (1) Competitor to represent any affiliated National organisation (e.g. New Zealand).
4. The Computer Scoring Program and the Hormel Slide are to be used at the National Championship Final for calculation of the points and placings.
5. The Championship Judge **must** not have access to any Master Score Sheet prior to the announcement of the winners of the National Championship.
6. At no time during the National Championship should a Competitor talk with the Championship Judge unless directed to do so by the Ring Steward.
7. Nation/ State/ Territory Secretaries **must** inform the ASA Secretariat of the title, name, address, date of birth, age, contact numbers (phone and mobile) and email address of **their** Competitor in a Judging Championship going on to a National Championship Final. The ASA Secretariat will advise these Competitors of the venue and times of the National Championship Final.
8. The winner and runner-up of the National Championship should be requested to do a report on any travel tour they undertake to validate sponsorship money.
9. The winner is ineligible to compete again after winning the final of the National ASA Beef Cattle Young Judges Championship.
10. Competitors will be eliminated from the National Championship if the Judge's Steward considers they are receiving outside assistance including the use of unauthorised devices.
11. Both the Championship Judge and Competitors should declare any conflicts of interest to the National Competition Coordinator prior to the National Championship for determination. These would include relationships both personal and professional and any where there was a financial gain received.

REGULATIONS FOR RUNNING THE NATIONAL CHAMPIONSHIP

1. Three [3] classes of animals are to be judged by Competitors.
 - a. One [1] Class judged at a time.
 - b. In the selection of a class of animals for the National Championship, as a general rule, these should be either four [4] bulls, four [4] steers, four [4] cows or four [4] heifers. It is better if animals of relatively similar age are selected for each class.
 - c. Animals in each Class must be identified by 'breastplates' numbered one, two, three, four [1, 2, 3, 4], and **not** A, B, C, D with relevant age, weights and measurements on them. This is essential when the Computer Scoring Program and Hormel Slide are used.
2. The National Championship is marked out of a maximum of two hundred [200] points: fifty [50] points for the placings in each of the three [3] Classes, and fifty [50] points for the Oral Class.
 - a. Visual judging will take place first.
 - b. Each Competitor may select his/ her Class for the Oral presentation.
3. Visual Judging.
 - a. Cattle will be judged against the standard of what is considered a good beef type, rather than one that pays strict attention to specific breed points.
 - b. Competitors will be allowed eight [8] minutes to judge the four [4] animals and to complete each Visual Judging Card.
 - c. The method to exhibit animals is described on page 5.
 - d. Judging Cards are simple in design. All that is required by Competitors is to place exhibits in order from one to four [1 to 4].
 - e. Judging cards must be completed in the allocated time.
 - f. Judging cards will not be returned to the competitors.
4. Oral Judging.
 - a. All Competitors will take part in the Oral judging and the championship judge uses the card/ sheet marked 'Oral Class'.
 - b. Prior to the commencement of the oral presentations, competitors are to select the class they wish to speak on.
 - c. Before the commencement of the Oral presentation, each Competitor is required to give instruction to the Ring Steward on the class they will be speak on and to place the exhibits in the order that they have chosen and select how they would like to stand them in the ring before the ribbons on the exhibits are sashed in their placement order. The ribbon colour order being:
Blue – First [1st], Red – Second [2nd], White – Third [3rd], Yellow– Forth [4th].
 - d. Each Competitor in the Oral Judging is allowed two [2] minutes to speak, explaining his/ her placing from their nominated group of animals. **Penalty points apply** – One [1] point should be deducted for every ten [10] seconds or part thereof over the allotted two [2] minutes.
 - e. Competitors in the Oral Class are scored on their accuracy of observation, their ability to compare, ringcraft, speaking ability along with general presentation and dress.
5. The Championship Judge will not speak on any class until after all competitors have given their oral and score cards have been handed to the stewards.
6. In the case of a dead heat the Competitor with the highest points for visual judging will be declared the winner, or if there is still a dead heat the Championship Judge will have the final say. All tie-break details are to be confirmed by the Judge's Steward.
7. Presentation of the Winners for the National Championship

- a. Results will be awarded in the order of 3rd place, reserve champion then champion, followed by the others finalists

EXHIBIT PRESENTATION

1. Exhibits to be paraded one, two, three, four [1, 2, 3, 4] in that order in a clockwise direction for two [2] minutes.
2. Exhibits then lined up head to tail for two [2] minutes.
3. Exhibits led around one more circuit for two [2] minutes.
4. Exhibits to be lined up side by side for remaining two [2] minutes.
5. Judging Cards to be handed in at the end of eight [8] minutes. Judging cards must be completed the allocated time.

USE OF JUDGING CARDS

1. Judging cards must be completed by the allocated time.
2. Judging Cards are simple in design. All that is required by Competitors is to place exhibits in order one, two, three, four [1, 2, 3, 4].
3. It is essential that one [1] Championship judge officiate for the three [3] Classes. The Championship Judge, when filling out his/ her Master Card, is to note a numerical difference [split] between placings per Class, as directed in the instructions for use of the Hormel Slide.
4. At a National Championship the following guidelines apply the split should be no greater than five between placings, with a maximum split of 12 in total. The Hormel Slide shows the degree of penalty [splits] as related to the degree of difference between placings and the Competitor is scored accordingly.
5. The exhibit placing card should be used by the ring steward to record the class selected and the placing of exhibits for each competitor to ensure exhibits are correctly sashed before the competitor commences the oral section.
6. If there is a disagreement between the order the competitor recalls to the order submitted on the visual judging card, the visual judging card prevails.
7. The oral timing record sheet is to be used to record the length of speech and calculate any penalties if required.
8. The Oral Section Guideline may be retained by the Competitor. It is designed to ensure Competitors use comparative details in their Oral description of the Class. The reason card is to note the features of each exhibit and the reason it was placed in its position.

NATIONAL CHAMPIONSHIP TIMING

To maintain the interest of Competitors, the exhibits and the spectators, it is important the entire National Championship is completed in approximately one and a half (1½) hours. The timing should be as follows:

Visual Judging

Judging three (3) Classes – Eight (8) minutes each	24 minutes
<i>Judging cards must be completed in the allocated time.</i>	
Changeover times	3 minutes
Data Reader Steward to finalise Competitors visual score	3 minutes

Oral Judging

Note: All Competitors, except one (1) should be taken out of hearing range of the Judging Ring prior to their Oral presentation.

Eight (8) Competitors placings – One (1) minute each	8 minutes
Eight (8) Competitors' oral tests – Two (2) minutes speaking	16 minutes
Changeover times	8 minutes
Comments from Championship Judge on Oral Class	10 minutes
Announcement and Presentation of Awards	8 minutes
Total Time	<u>80 minutes</u>

In order to maintain the impetus of the National Championship, immediately the Championship Judge has completed his/ her final comments, the National Championship results should be ready to be announced and the Awards and Presentations made.

COMPETITION CARDS

COMPETITORS VISUAL PLACING CARD

[Visual/ Physical Class]

Judging cards must be completed the allocated time.

Competitor's No:				
Breed:				
					Max. Points
Placings:	1st	2nd	3rd	4th	[50]

✂ Cut here

COMPETITORS VISUAL PLACING CARD

[Visual/ Physical Class]

Judging cards must be completed the allocated time.

Competitor's No:				
Breed:				
					Max. Points
Placings:	1st	2nd	3rd	4th	[50]

✂ Cut here

COMPETITORS VISUAL PLACING CARD

[Visual/ Physical Class]

Judging cards must be completed the allocated time.

Competitor's No:				
Breed:				
					Max. Points
Placings:	1st	2nd	3rd	4th	[50]

REASON CARD FOR COMPETITOR'S NOTES

Class:

Placings: 1st 2nd 3rd 4th

*Please remember when speaking to say why you put first [1st] place over second [2nd], second [2nd] place over third [3rd], etc.

Exhibit 1	Good Attributes	Placing
	Faults	
Exhibit 2	Good Attributes	Placing
	Faults	
Exhibit 3	Good Attributes	Placing
	Faults	
Exhibit 4	Good Attributes	Placing
	Faults	

CHAMPIONSHIP JUDGE ORAL ASSESSMENT CARD

Competitor									Max
Class									
PLACING									
Accuracy of observation									15
Ability to compare exhibits									15
Speaking ability									10
Presentation and dress									10
SUB TOTAL									
PENALTIES									50
TOTAL									

MASTER CARD - CHAMPIONSHIP JUDGE'S FINAL PLACINGS CARD

At a National Championship, the following guidelines apply the split should be no greater than five between placings, with a maximum split of 12 in total.

Class _____

Placings:

1	2	3	4
<input type="text"/>	<input type="text"/>	<input type="text"/>	<input type="text"/>

Gaps:

1 - 2	2 - 3	3 - 4
<input type="text"/>	<input type="text"/>	<input type="text"/>

✂ Cut here

MASTER CARD - CHAMPIONSHIP JUDGE'S FINAL PLACINGS CARD

At a National Championship, the following guidelines apply the split should be no greater than five between placings, with a maximum split of 12 in total.

Class _____

Placings:

1	2	3	4
<input type="text"/>	<input type="text"/>	<input type="text"/>	<input type="text"/>

Gaps:

1 - 2	2 - 3	3 - 4
<input type="text"/>	<input type="text"/>	<input type="text"/>

✂ Cut here

At a National Championship, the following guidelines apply the split should be no greater than five between placings, with a maximum split of 12 in total.

Class _____

Placings:

1	2	3	4
<input type="text"/>	<input type="text"/>	<input type="text"/>	<input type="text"/>

Gaps:

1 - 2	2 - 3	3 - 4
<input type="text"/>	<input type="text"/>	<input type="text"/>

STEWARD'S CARD - EXHIBIT PLACING FOR ORAL SECTION

Before the commencement of the Oral presentation, each Competitor is required to give instruction to the Ring Steward to place exhibits.

Ribbon colour order: Blue – First [1st], Red – Second [2nd], White – Third [3rd], Yellow– Forth [4th].

Competitors Number	Class Chosen	Placing

ORAL TIMING CARD -

Each Competitor in the Oral Judging is allowed two (2) minutes to speak, explaining his/ her placing from their nominated group of exhibits.

Penalty points apply – One (1) point should be deducted for every ten (10) seconds or part thereof over the allotted two (2) minutes.

Competitors Number	Oral Time	Penalties Received

RESOURCES

ORAL SECTION GUIDELINES

All Competitors will take part in the Oral Judging and use the card/ sheet marked 'Oral Class'. Upon entering the Judging Ring each Competitor will give instructions to the Ring Steward to place the ribbons on the animals in their placement order. Ribbon colour order being Blue – 1st, Red – 2nd, White – 3rd, Yellow - 4th.

The ring steward will place the exhibits and the ribbons on them according to record on the exhibit placing for oral section. The competitor will be asked to confirm this is correct prior to delivering their oral.

If there is a disagreement between the order the competitor recalls to the order submitted on the visual judging card, the visual judging card prevails.

Competitors are allowed two (2) minutes to clearly express their oral reasoning to the Championship Judge and spectators the reasons they placed the Exhibits in a particular order. **Penalty points apply –** One (1) point should be deducted for every ten (10) seconds or part thereof over the allotted two (2) minutes.

Competitors should have their reasons organised and emphasise the most important points they wish to make. When giving the reasons, the main objective is to inform the Championship judge that the Competitor has seen and compared each animal in the Class. It is important to make comparisons between animals rather than describe individual animals. Commence the Oral reasoning as follows:-

'I placed this Class four, one, three, two [4, 1, 3, 2]'

Give the most important reasons first and remember to use comparative terms. Where necessary the Competitor can then follow with:

'In the top pair I placed four (4) ahead of one (1) because four } 4[.....'

This demonstrates to the Championship Judge the accuracy of any priorities. Mention any major faults, if present.

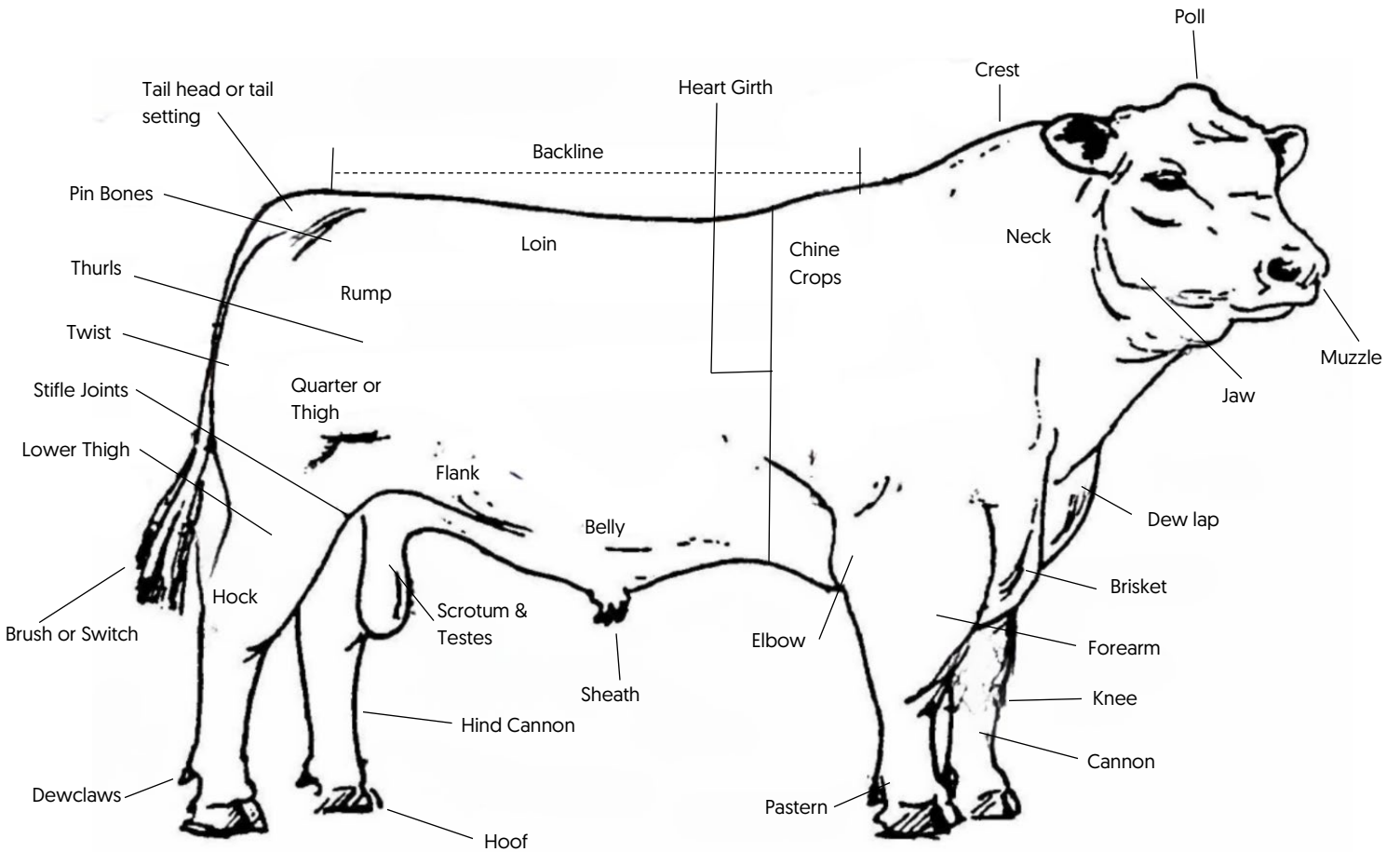
Continue in similar manner by comparing the middle pair and finally the bottom pair. Remember:

Speak clearly; Be Concise; Show conviction in the placings;

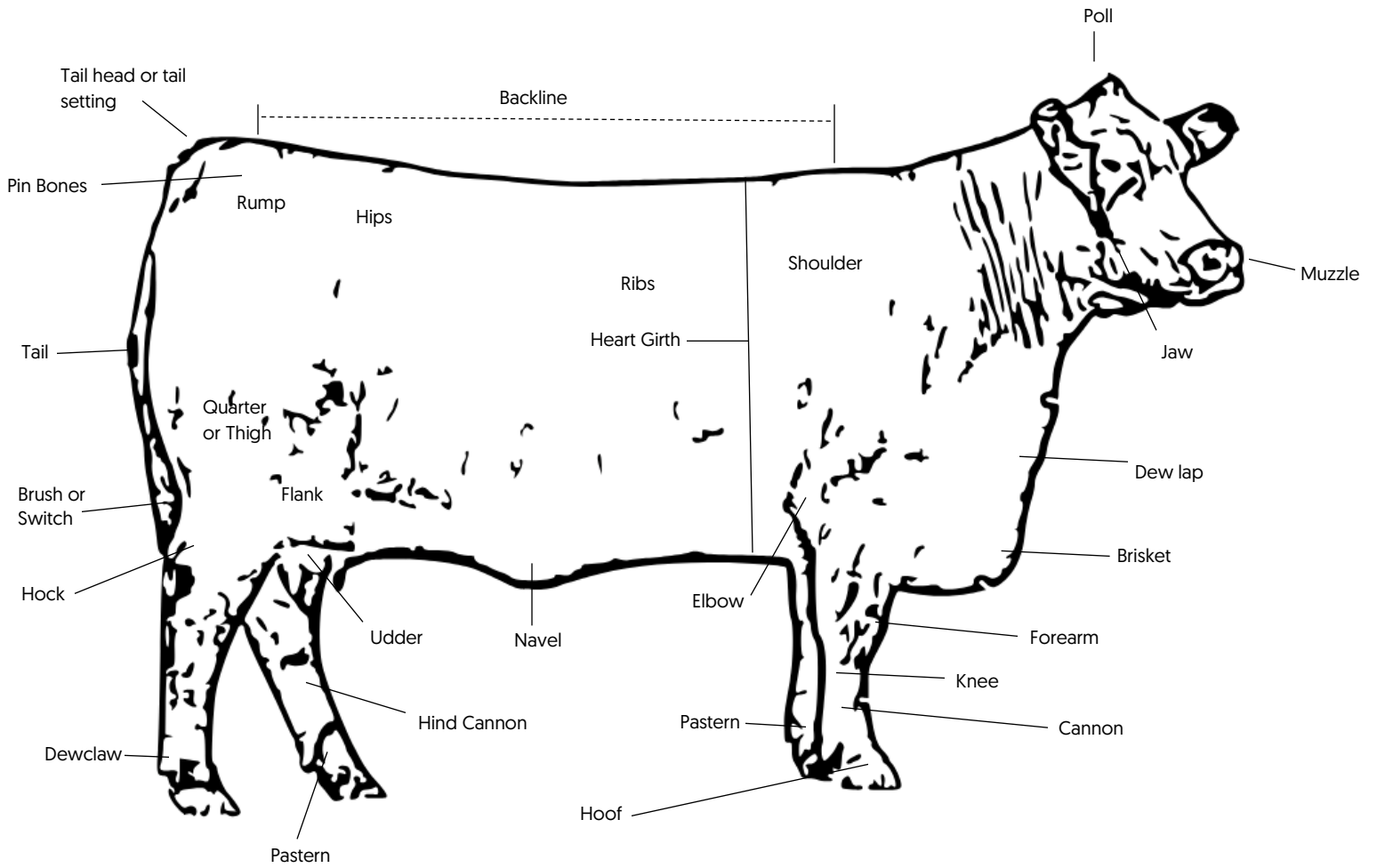
Introduction (important statements first, small points at the end) logical order (comparison of pairs) and conclusion;

JUDGING POINTS DIAGRAMS

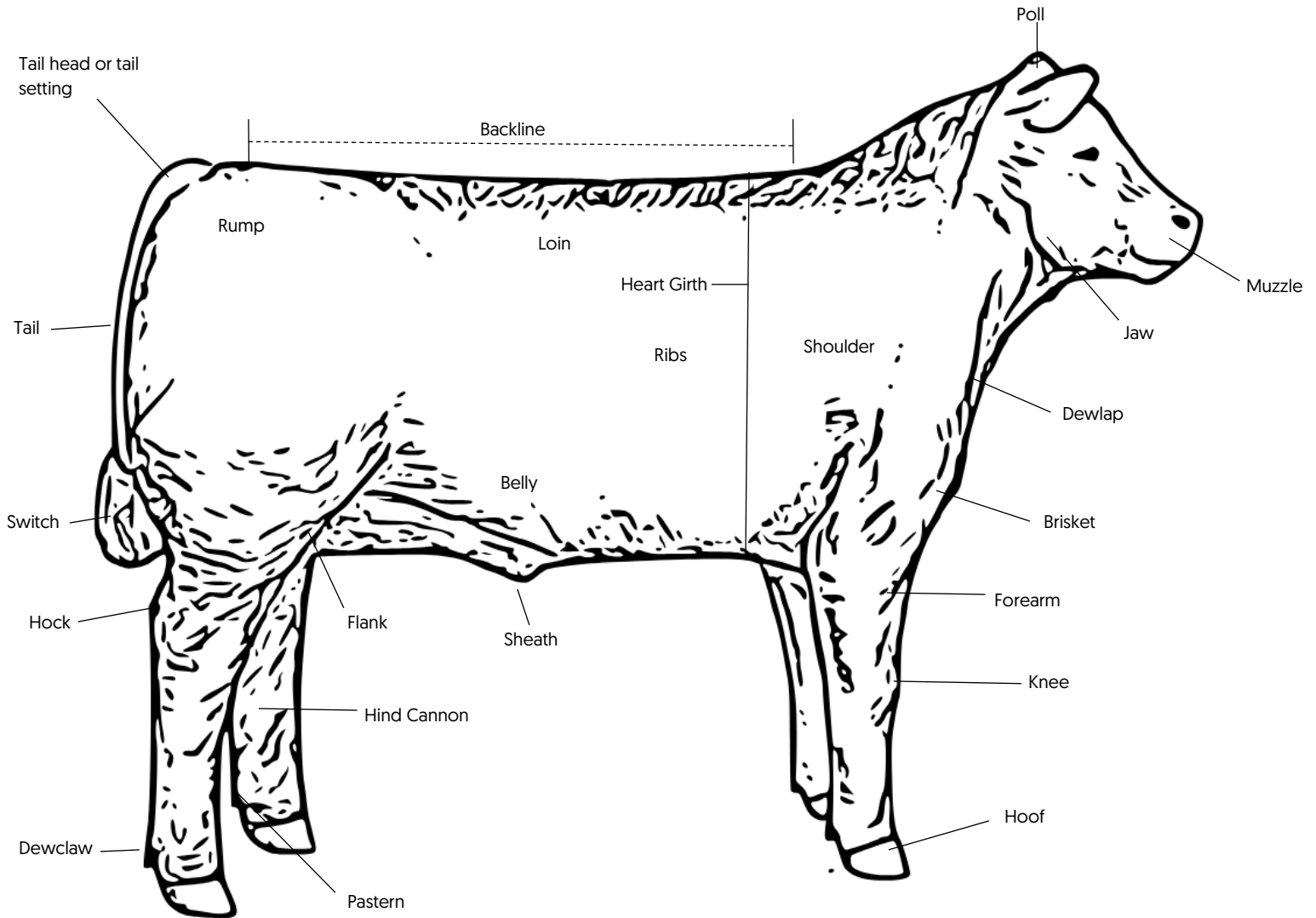
Bull Diagram



Female Diagram



Steer Diagram



NOTES FOR CHAMPIONSHIP JUDGE

In the selection of a Class of animals for the National Championship, the aim should be to get a group of four (4) animals upon whose placing experienced Judges, after careful inspection and consideration, would be likely to agree.

As a rule, these should be either four (4) bulls, four (4) steers, four (4) cows or four (4) heifers. A suitable group of animals might be made up of a fairly clear leader, a fairly obvious 'tail', and two others that present a more difficult choice. They will be judged against the standard of what is considered a good beef type, rather than one that pays strict attention to specific breed points. For the National Championship it is expected that the gap between individual animals could be closer and this would also be reflected in the points allocated to the splits between placing.

Where animals of widely different ages have to be used, the ages should be given and it should be made clear to the Competitors that each animal is to be judged on its present showing and not on which it has done or might do. It is probably better if animals of relatively similar age are selected for the National Championship.

Prior to the National Championship the Championship Judge will select the animals to be judged – if required this can be done a day or two before the National Championship. On the day of the National Championship the Championship judge will decide on the correct placing of the animals in each Judging Ring and note on the Master Card.

At no time during the National Championship should the Championship Judge talk with a Competitor unless directed to do so by the Ring Steward.

In filling out the Master Cards, the Championship judge is required to note a numerical difference between animals as directed in instructions for use of the Computer Scoring Program and Hormel Slide. Both the Computer Scoring Program and Hormel Slide show the degree of penalty as related to the degree of difference between animal placings and the Competitor is scored accordingly.

A Competitor is in as good a position as is the Championship Judge to observe both the good and bad points or faults of the animals. But even if he/ she does so, he/ she may draw different conclusions because he/ she does not give those good and bad points the same importance as does the Championship judge. This difference of opinion will be reflected in the Competitor's low score for placing, and he/ she should not be further penalised in the Oral Test if his/ her observation has been accurate and the Championship judge considers the reasoning to be logical. Stewards will apply penalties as required if the competitor exceeds two minutes speaking.

At the conclusion of the National Championship, the Championship Judge is asked to give his/ her own reasons for the placing of the animals. If possible, with the animals' present. Comment on the various oral and ringcraft styles of the Competitors may also be made.

As far as possible to maintain Competitor and spectator interest in the National Championship, it is important that it is confined to a time limit. Championship judges are asked to confine their comments to the times suggested in the 'Competition Procedure' for all cattle judging Competitions.

EQUIPMENT AND ATTIRE GUIDELINES

Competitors must be neatly and suitably attired. Attire should be selected to allow the competitor to participate in judging. It is essential to consider workplace health and safety when selecting attire. Enclosed shoes are required in all competitions along with the use of hats when sun protection is necessary. Caps are discouraged along with excessive jewellery. Competitors will not be penalised for wearing the uniform if provided by their state.

Shorts, chewing gum and poor presentation is unacceptable and will be marked down accordingly. The use of unauthorised electronic devices is strictly prohibited and will be dealt with in accordance with Agricultural Shows Australia policy.

For beef cattle young judges, competitors are not required to supply any equipment however they may choose to use a pen of their choice.

During visual judging competitors may choose to remove their blazer however it is encouraged that a blazer be worn during the oral section of competition.

MASTER SCORE SHEET

Date:

Breeds Used: (I)

(II)

Place:

(III)

Competitor 's Name	No	Placing			Sub Total [150]	Oral Class		Penalties	TOTAL [200]	Placings
		(I) [50]	(II) [50]	(III) [50]		Breed Chosen	Oral [50]			

NATIONAL ASA CHAMPIONSHIP AWARDS SHEET

Awards to be presented in the following order: Championship: _____

Award	Recipient Competitor	Jurisdiction	Awarded by
Third Place			
Runner-Up			
Winner			
Finalists			
1.			
2.			
3.			
4.			
5.			

Judges Steward

Name	Signature	Date

Data Entry Steward

Name	Signature	Date

Data Reader Steward

Name	Signature	Date